

# SCALE-MAIL

## Contents

### Bulletin Board

1/72 SS-Model Light Tank M2A2

1/35 Sprocket wheel for T-34, mod. 1941

## NEXT MEETING

7.30 pm Tuesday 19/3/2024

Royal Oak Bowls

146 Selwyn St, Onehunga

## COMMITTEE

Chairman - Craig Sargent    Dave Fish  
Secretary - Brett Peacock    Lance Whitford  
Treasurer - Mark Robson

EDITOR: Lance Whitford  
e: lancewhitford@hotmail.com

EMAIL: ipmsauckland@gmail.com  
WEB: ipmsauckland.hobbyvista.com  
YAHOO:  
groups.yahoo.com/group/ipmsauckland

FACEBOOK:  
<https://www.facebook.com/groups/ipmsauckland>

## From the Editor

We are approaching the end of our annual cycle and in accordance with the bureaucratic requirements of our lords and masters in Wellington we will be able to start accepting membership subscriptions for the 2024-25 year in April. i.e. please continue to hold fire till April 1 with your subscription payments.

This month we will be holding a quiz night where you may be able to use those otherwise useless bits of information that only dedicated modelers might know to good advantage.

On a more serious note, next month will be the last time I produce a monthly newsletter in the current format. I have been doing this since around June 2016 and for a number of reasons, it is now time for a change. Please consider whether you have the time and energy to take up this task and put your name forward if you feel motivated. Another alternative is that we use social media to exchange information about news, products or ideas and just send out a monthly meeting reminder email. We can throw around options at the AGM in April as part of the general business discussion.



WHEN YOU JOINED THE RED ARMY TO  
DRIVE A T-34

BUT THEY GAVE YOU A TANK FROM  
CAPITALISTS INSTEAD

# BULLETIN BOARD

**SUBS \*\*\*\*\* 2024/25 DUE from 1 April \*\*\*\*\***

Subs for 2024/55 are due from 1 April and 31 July

- see below for club account details or see the club secretary

Membership	Description	Cost
Full	Living in the Auckland	NZ\$45
Out Of Town	Living 75km or more from	NZ\$30
Junior	Same rights as full membership for those under	NZ\$25

***Please use this account  
until further notice  
03-0114-0006259-02***

## EVENTS

### CLUB NIGHT EVENTS

**IPMS Auckland Meet on the  
third Tuesday of each month at  
7.30pm**

**March** Quiz night

**April** AGM and bring, buy and  
swap night

Nothing to report this month

**Venue: The Sports Lounge  
Royal Oak Bowls  
146 Selwyn St, Onehunga**

# BULLETIN BOARD

## CLUB SUPPORT

The following retailers have kindly agreed to offer IPMS Auckland club members a discount on their purchases upon presentation of their current IPMS Auckland Membership card.

The discount only applies on selected product lines and remains at the discretion of the retailer.



**Modelair**

349 Dominion Road  
Mount Eden  
Auckland  
p: 09 520 1236



Cnr Market Rd & Gt South Rd  
Auckland  
Ph: (09) 520 1737

10% on kits and modelling supplies

Constellation  
**HOBBIES**

Unit 5/1 Greenwich Way,  
Unsworth Heights,  
Auckland.

Ph: (09) 441 3562

10% on kits and modelling supplies

Email:

[info@constellationhobbies.co.nz](mailto:info@constellationhobbies.co.nz)

Web:

[www.constellationhobbies.co.nz](http://www.constellationhobbies.co.nz)



**Merv Smith Hobbies**

27 Davis Crescent  
Newmarket  
Auckland

10% off most items on presentation of IPMS Auckland Membership Card.

---

**Avetek Limited**

Gwyn and Christina Avenell  
28 Lauren Grove, RD 2, Pakura,  
Auckland 2582, New Zealand.

p: +64 (09) 298 4819,  
m: +64 (0)27 343 2290  
e: [aveteknz@gmail.com](mailto:aveteknz@gmail.com)

[www.avetek.co.nz](http://www.avetek.co.nz)

New Zealand Master Agents for:

Auszac ECO Balsa • Bob Smith Industries - Cyanoacrylates and Epoxies • Airsail International Kitsets

---

# 1/72 SS-Model Light Tank M2A2 Build Using OKB-Grigorov's Light Tank M3/M5 Stuart VVSS Bogies and T16E1 Track

By Mark Davies

This article is an addendum to my review of OKB-Grigorov's M3/M5 Stuart Family VVSS bogies in the December newsletter. I had the ideal project to use them, albeit the slightly earlier Light Tank M2A2 that would lead to the Light Tank M3 via the M2A4.

Here is my 1/72 M2A4, the last of four M2 variants before the M3 Stuart:



The principal difference between the M3 Stuart and the M2 series is the larger idler in contact with the ground, thus providing a lengthened and larger surface area for the M3's increased weight due to thicker armour than the M2. The two VVSS bogies are also set closer together on the M3 Stuart as both tanks have hulls of similar length. My 1/72 model is of a knocked-out M3 or Stuart I as it was called in British service:



## Stuart Development



## SS Model #72502 US Light Tank M2A2

SS-Model's printed resin kit of the slightly earlier US Light Tank M2A2 is generally a nice kit and good value, costing me \$29.00 including postage from China. Unsurprisingly, it has much in common with their M2A4 kit; in particular, both of my kits' running gear had two faults – The drive sprocket teeth were far too long (see end-note\*) and the tracks slightly too wide:



I replaced the kit's one-piece running gear using drive sprockets from a Mirage Hobby M3A1 Stuart kit, M3A1 Stuart HVSS units by OKB-Grigorov along with tracks from the same source (actually leftover offcuts from earlier projects), and I removed the idlers and return rollers from the kit's running gear.



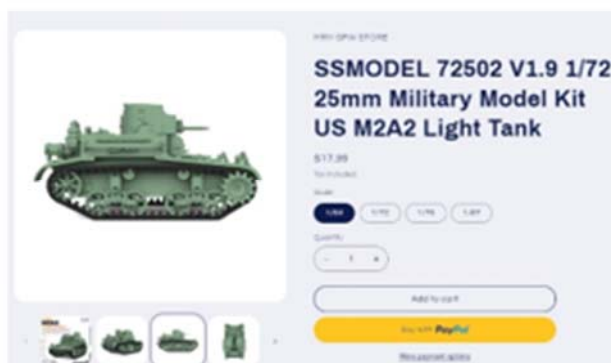
I struggled with fitting the tracks due to a combination of problems:

- The model's small size and tight sprocket and idlers radii;
- The Mirage Hobby M3A1 Stuart sprockets were very flimsy;
- Short lengths of track with four or more joins per track run; and
- My ineptness due to Parkinson's hand tremors.

Here is the assembled model before painting, with three brands of parts making up the running gear (the SS-Model kit's orange resin idlers and return rollers are already painted green in this photo):



And here it is with initial paint and then glossed and decaled:



\* My kit was purchased earlier last year and was print iteration # V1.7. I advised SS-Model some time ago of the drive sprocket fault and iteration V1.9 is now listed on their website with the corrected sprocket appearing in their 3D rendering:









# 1/35 Sprocket wheel for T-34,mod.1941 (35011)

By Lance Whitford

I reviewed a couple of OKB Grigorov 1/35 sprocket sets for T-34 model 1940's a few issues ago and this set follows on from that. The format of the products is identical to the other kits in that you get 4 complete sprocket wheels with the front and back halves cast with a carrier sheet that is connected to the wheels by a number of small 'sprue' points. The resin is a nice hard consistency and the wheels can be simply removed by hand and the cleaned up. The halves must be joined at a certain orientation so that the sprocket pins line up and this is easy enough to find by trial and error. The details are crisp and look very nice. Below is a comparison with the Drag-on T-34 1941 kit wheels. It can be seen that these are of a different pattern and this is reflective of the many detail variations seen in T-34 production. At 10 Euros plus postage these are nice but on the pricy side for us down under.



# GALLERY

CLUB NIGHT MODELS

Check out our Website gallery for photos taken of models at our monthly meetings

<http://ipmsauckland.hobbyvista.com>



And as usual -check out the IPMS Auckland website as we're trying to keep the content a bit more dynamic. We won't be regurgitating content found on other websites but will provide links to sites we think are of interest to members.

